



Standard Features	Options
/ High efficiency AC driving motor	/ Side way battery change (Using pallet truck or trolley)
/ Special for truck's lifting motor	/ Big capacity Chinese made battery
/ Multi-functions dashboard	/ Cold store application
/ Full electronic controlled travelling, lifting and steering	/ High performance import battery
/ Front lighting system, turning indicator, LED combined three colors's rear lights	/ Battery charger
/ Big dimension rubber pad	/ Rear lighting system
/ Sheet metal stamping made front and rear bottom plate	/ Front dual tyre
/ Sheet metal stamping made left and right cover and battery cover	/ SE tyre
/ Reversing beeper	/ Non-marking tyre
/ Full hydraulic steering	/ Suspension seat with higher OHG
/ Storage box	/ Left and right rear view mirror
/ Soft landing system	/ Reversing hand grip with horn button
/ Standard forks in red	/ Wide fork carriage
/ 3m duplex wide view mast	/ Wide or higher load backrest
/ Tow coupling	/ Other dimension forks
/ Center located rear view mirror	/ Duplex mast with full free lift
	/ Triplex mast
	/ Integrated side shift
	/ Other attachments
	/ OPS
	/ Blue spot light
	/ Other specification on demand



HANGCHA GROUP CO., LTD.

Factory site: 666 Xiangfu Road, Hangzhou, Zhejiang, China (311305)

Tel: +86-571-88926735 88926755
Fax: +86-571-88926789 88132890

sales@hcforklift.com
www.hcforklift.com



HANGCHA GROUP CO., LTD. reserves the right to make any changes without notice concerning colors, equipment, or specifications detailed in this brochure, or to discontinue individual models. The colors of trucks, delivered may differ slightly from those in brochures.

A Series Electric Forklift Truck

with capacities of 1,000 to 3,500kg

The World of Hangcha



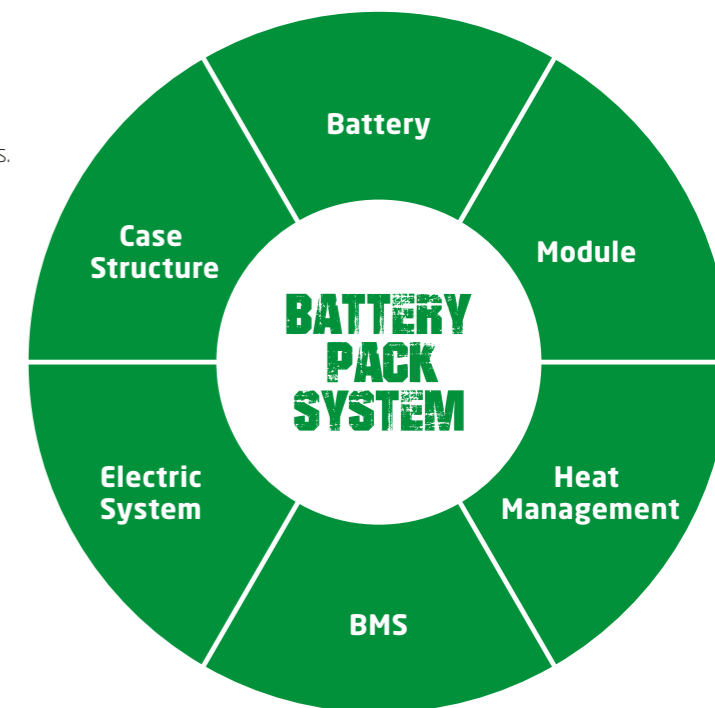
2024 VERSION 3/COPYRIGHT 2024/HZ

LET THE LITHIUM POWER FREED



INNOVATIVE SOLUTIONS NEW POWER NOW

- / We use square lithium iron phosphate batteries and modules used in large quantities by commercial vehicles in mature economies.
- / The module uses an aluminum alloy frame which is sturdy, lightweight and with excellent heat dissipation.
- / Safe and effective: Charging efficiency as high as 98%, thermal runaway temperature 600 °C or above.
- / Adapted to low temperatures: Comes standard with an electrical heating feature, ensuring normal operation in low temperatures.
- / Quick charging: Can charge and operate at the same time, fully charged in 2 hours.
- / Long-working: 4000 charging cycles, capacity retention greater than 75%.
- / Maintenance-free: Battery does not require manual maintenance.
- / Green and clean: Pollution-free, zero emissions.



Li-Ion
2 hours
100%

Lead-acid batteries
8-10 hours 100%

Rapid charging and opportunity charging ensure continuous availability of vehicles

Li-Ion powered forklifts are always available. They allow for fast full charging or boost charging (100 % charge in 2 hours). They are maintenance free and do not require a battery change when used for multi-shift operations.



TITANS CHARGER



HANGCHA provides Li-Ion battery (LiFePO4) with 6 years or 12000 hours warranty.

**6 YEARS
WARRANTY**

Li-Ion Battery Pack specification

Type		CPD10-AC4-I	CPD15-AC4-I	CPD18-AC4-I	CPD20-AC4-I	CPD25-AC4-I	CPD30-AC4-I	CPD35-AC4-I
Battery voltage, capacity	V/Ah	80/202	80/202	80/202	80/271	80/271	80/404	80/404
Titans charger		SLC-80100	SLC-80100	SLC-80100	SLC-80100	SLC-80100	SLC-80200	SLC-80200

Appearance

Applied advanced new designing method, world famous designing company designed, make the eye catchable stream outline of the truck chassis. Small dimension, simple appearance, and metal material applied for the exposed parts, all provide robust construction of the A series.

Power Train



Stability

Advanced parallel layout of drive motor and lower located battery up to chassis bottom provide good stability to the truck.



Intelligent

- / First-class R&D and testing facility.
- / First-class production quality management system.
- / First-class manufacturing facility.
- / First-class environment and control.



Comfortable Operation

Ergonomic

The new designed steering wheel, new brake system and the easy-to-operate levers provide total handling operation.



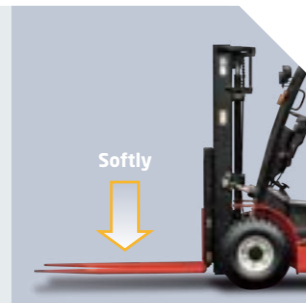
Seat

The extra foot space is provided to reduce operator fatigue significantly. The new wide-open, non-slip step makes getting in and out easy and safe.




Soft landing

In addition to the soft landing system, the soft lifting system is adopted (front lifting cylinders of triplex mast and full free dup-lex mast), as a result, the noise and shock of the mast significantly decreases.



Wide view mast

New designed wide view mast provides better forward view ability.



Advanced

High frequency MOSFET controller provides accurate control of travelling, lifting, and better adjustable performance, and better matches the motor. Regenerative braking, reverse current braking and anti-slide on slope function guarantee the operation safety.

Multi functions big LED dashboard provides running hours, battery power, and self diagnosis functions, and with high accuracy even in bad environment.

Regenerative braking is more energy saving and efficiency during truck's deceleration, direction changing, and driving on downwards slope.

C3/C4 system

CURTIS big LED dashboard. Non-handset Operation



Imported high performance, and new generation AC controller




D2 system

HANGCHA dashboard



Inmotion GEN 6 controller



1. Low center of gravity provides good turning stability, and better operator's driving comfort. 150mm adjustable distance of seat provides better operator's comfort of different operators.
2. Soft landing system is applied for A series. When the forks lower to 60-100mm to ground, the soft landing system is auto operated, and to avoid the forks dashing against the ground. New designed broad view mast provides better forward visibility.
3. Easy to see LED dashboard provides friendly interaction.
4. Low noise, no exhaust emission, and low energy consumption, all meet environment friendly requirement.



Service Ability

Full open battery cover, easy for battery service easy opened counter weight cover, to protect internal controller to avoid water and dust World famous brand electronics are applied in motor controller, contactor, power plug, emergency switch, dashboard, and accelerators.

Overloaded protection system is applied for electronics and hydraulics.

CE certificate is available.



Battery cover with auto lock spring for easy battery service and replacing, and clean the oil tank



Side battery changing solution is applied for heavy and long time application



Big dimension anti-slide rubber pad



Protective roof



Easy opened counterweight cover is to protect the internal controllers to avoid water and dust

A Series 1.0-3.5t Electric Forklift Specification

Distinguishing mark	1.1	Manufacturer	HANGCHA GROUP CO.,LTD.							
	1.2	Manufacturers type designation		CPD15-AC3	CPD18-AC3	CPD20-AC3	CPD25-AC3	CPD25-ALC3	CPD30-AC3	CPD35-AC3
1.3	Drive: electric (battery or mains), diesel, petrol, fuel gas		electric	electric	electric	electric	electric	electric	electric	
1.4	Operator type: hand, pedestrian, standing, seated, order-picker		seated	seated	seated	seated	seated	seated	seated	
1.5	Load capacity/rated load	Q (kg)	1500	1800	2000	2500	2500	3000	3500	
1.6	Load centre distance	c (mm)	500	500	500	500	500	500	500	
1.8	Load distance, centre of drive axle to fork	x (mm)	406	411	448	448	448	480	485	
1.9	Wheelbase	y (mm)	1380	1380	1485	1485	1625	1625	1625	
Weight	2.1	Service Weight	kg	2940	3090	3880	4180	4380	4850	5300
	2.2	Axle loading, laden front/rear	kg	3900/540	4300/590	5196/684	5920/760	6140/740	7060/790	7950/850
	2.3	Axle loading, unladen front/rear	kg	1353/1587	1440/1650	1728/2152	1780/2400	1930/2450	2324/2526	2380/2920
Tyres, chassis	3.1	Tyres: solid rubber, superelastic, pneumatic, polyurethane		pneumatic	pneumatic	pneumatic	pneumatic	pneumatic	pneumatic	super elastic
	3.2	Tyre size, front		6.00 - 9	21x8 - 9	23x9 - 10	23x9 - 10	23x9 - 10	23x9 - 10	23x10 - 12
	3.3	Tyre size, rear		5.00 - 8	5.00 - 8	18x7 - 8	18x7 - 8	18x7 - 8	18x7 - 8	200/50-10
	3.5	Wheels, number front rear (x = driven wheels)		2x/2	2x/2	2x/2	2x/2	2x/2	2x/2	2x/2
	3.6	Tread, front	b10 (mm)	888	938	1058	1058	1058	1058	1068
	3.7	Tread, rear	b11 (mm)	897.5	897.5	960	960	960	960	960
	3.7	Tread, rear	b11 (mm)	897.5	897.5	960	960	960	960	960
Dimensions	4.1	Tilt of mast/fork carriage forward/backward	Grad	5/10	5/10	5/10	5/10	5/10	5/10	5/10
	4.2	Height, mast lowered	h1 (mm)	1976	1976	2006	2006	2006	2036	2186
	4.3	Free lift	h2 (mm)	145	145	140	140	140	145	150
	4.4	Lift	h3 (mm)	3000	3000	3000	3000	3000	3000	3000
	4.5	Height, mast extended	h4 (mm)	3955	3955	4056	4056	4056	4152	4152
	4.7	Height of higher overhead guard(cabin) .	h6 (mm)	2130	2130	2155	2155	2190	2190	2190
	4.8	Seat height relating to SIP/stand height	h7 (mm)	1045	1045	1070	1070	1070	1070	1070
	4.12	Coupling height	h10 (mm)	275	275	303	303	303	303	303
	4.19	Overall length	l1 (mm)	3018	3023	3402	3402	3543	3575	3660
	4.20	Length to face of forks	l2 (mm)	2098	2103	2332	2332	2473	2505	2590
	4.21	Overall width	b1 (mm)	1120	1138	1265	1265	1265	1265	1302
	4.22	Fork dimensions ISO 2331	s/e/l (mm)	35/100/920	35/100/920	40/122/1070	40/122/1070	40/122/1070	45/122/1070	50/122/1070
	4.23	Fork carriage ISO 2328, class/type A,B		ISO2328 2A	ISO2328 2A	ISO2328 2A	ISO2328 2A	ISO2328 2A	ISO2328 3A	ISO2328 3A
	4.24	Fork-carriage width	b3 (mm)	1000	1000	1038	1038	1038	1100	1100
	4.25	Distance between fork-arms	b5(mm)	240/1000	240/1000	260/1038	260/1038	260/1038	290/1100	290/1100
	4.31	Ground clearance, laden, below mast	m1 (mm)	85	85	85	95	95	95	95
	4.32	Ground clearance, centre of wheelbase	m2 (mm)	110	110	120	120	120	120	125
	4.33	Aisle width for pallets 1000 x 1200 crossways	Ast (mm)	3506	3511	3738	3738	3878	3910	3995
	4.34	Aisle width for pallets 800 x 1200 crossways	Ast (mm)	3706	3711	3938	3938	4078	4110	4195
	4.35	Turning radius	Wa (mm)	1900	1900	2090	2090	2230	2230	2310
4.36	Internal turning radius	b13 (mm)	620	680	730	730	730	730	730	
Performance data	5.1	Travel speed, laden/unladen	km/h	14/14	13.5/14	14/14	14/14	14/14	14/14	12/13
	5.2	Lift speed, laden/unladen	mm/s	290/440	285/440	280/440	230/430	230/430	250/400	210/400
	5.3	Lowering speed, laden/unladen	mm/s	300/410	275/420	285/420	215/410	215/410	260/390	260/370
	5.5	Drawbar pull, laden/unladen	N	9000 /10000	9500/11000	12000/12500	16000/17000	16000/17000	20000 /21000	20500/21000
	5.6	Max. Drawbar pull, laden/unladen	N	11000	12000	14000	18000	18000	22000	23000
	5.7	Gradeability, laden/unladen	%	12/13	12/13	11/12	11/12	11/12	11/12	11/12
	5.8	Max. gradeability, laden/unladen	%	15/16	15/16	13/14	13/14	13/14	13/14	13/14
	5.9	Acceleration time, laden/unladen (0-10m)	s	5.3/5.0	5.3/5.1	5.2/4.6	5.3/4.7	5.3/5	5.3/5	5.5/5.2
	5.10	Service brake		Hydraulic	Hydraulic	Hydraulic	Hydraulic	Hydraulic	Hydraulic	Hydraulic
	5.11	Parking brake		Mechanical	Mechanical	Mechanical	Mechanical	Mechanical	Mechanical	Mechanical
	Electric engine	6.1	Drive motor rating S2 60 min	kW	8 AC	8 AC	11 AC	11 AC	15AC	15AC
6.2		Lift motor rating at S3 15%	kW	8.2 DC	8.2 DC	8.6 DC	8.6 DC	10 DC	10 DC	10 DC
6.3		Battery acc. to DIN 43 531/35/36 A,B,C, no		no	no	no	no	no	no	no
6.4		Battery voltage, nominal capacity K5	V/Ah	48/420	48/420	48/630	48/630	80/500	80/500	80/500
6.5		Battery weight	kg	760	760	1050	1050	1405	1405	1405
6.6		Battery dimensions	l/b/h(mm)	980×465×780	980×465×780	1028×570×780	1028×570×780	1028×710×780	1028×710×780	1028×710×780
6.7		Energy consumption acc. to VDI cycle	kWh/h	4.4	4.6	5.0	5.8	5.8	6.5	6.7
6.8		Min. battery weight	kg	700	700	930	930	1200	1200	1200
6.9		Max. battery weight	kg	900	900	1200	1200	1550	1550	1550
Addition data	8.1	Manufacturer of controller		CURTIS	CURTIS	CURTIS	CURTIS	CURTIS	CURTIS	CURTIS
	8.2	Operating pressure for attachments	bar	145	145	175	175	175	175	175
	8.3	Oil volume for attachments	l/min	65	65	65	65	65	65	65
	8.4	Sound level at the driver's ear according to EN / DIN 12 053	dB (A)	72	73	73	74	74	74	74
	8.5	Towing coupling, type DIN 15170		φ24 Pin	φ24 Pin	φ24 Pin	φ24 Pin	φ24 Pin	φ24 Pin	φ24 Pin

AC3: means Curtis AC traveling system with DC Pump system, semi-AC system

A Series 1.0-3.5t Electric Forklift Specification

Distinguishing mark	1.1	Manufacturer	HANGCHA GROUP CO.,LTD.							
	1.2	Manufacturers type designation		CPD15-AC6*	CPD18-AC6*	CPD20-AC6*	CPD25-AC6*	CPD30-AC6*	CPD35-AC6*	
1.3	Drive: electric (battery or mains), diesel, petrol, fuel gas		electric	electric	electric	electric	electric	electric		
1.4	Operator type: hand, pedestrian, standing, seated, order-picker		seated	seated	seated	seated	seated	seated		
1.5	Load capacity/rated load	Q (kg)	1500	1800	2000	2500	2500	3000	3500	
1.6	Load centre distance	c (mm)	500	500	500	500	500	500		
1.8	Load distance, centre of drive axle to fork	x (mm)	406	411	448	448	448	480	485	
1.9	Wheelbase	y (mm)	1380	1380	1485	1485	1625	1625	1625	
Weight	2.1	Service Weight	kg	2940	3090	3880	4180	4380	4850	5300
	2.2	Axle loading, laden front/rear	kg	3900/540	4300/590	5196/684	5920/760	6140/740	7060/790	7950/850
	2.3	Axle loading, unladen front/rear	kg	1353/1587	1440/1650	1728/2152	1780/2400	1930/2450	2324/2526	2380/2920
Tyres, chassis	3.1	Tyres: solid rubber, superelastic, pneumatic, polyurethane		pneumatic	pneumatic	pneumatic	pneumatic	pneumatic	pneumatic	super elastic
	3.2	Tyre size, front		6.00 - 9	21x8 - 9	23x9 - 10	23x9 - 10	23x9 - 10	23x9 - 10	23x10 - 12
	3.3	Tyre size, rear		5.00 - 8	5.00 - 8	18x7 - 8	18x7 - 8	18x7 - 8	18x7 - 8	200/50-10
	3.5	Wheels, number front rear (x = driven wheels)		2x/2	2x/2	2x/2	2x/2	2x/2	2x/2	2x/2
	3.6	Tread, front	b10 (mm)	888	938	1058	1058	1058	1058	1068
	3.7	Tread, rear	b11 (mm)	897.5	897.5	960	960	960	960	960
	3.7	Tread, rear	b11 (mm)	897.5	897.5	960	960	960	960	960
Dimensions	4.1	Tilt of mast/fork carriage forward/backward	Grad	5/10	5/10	5/10	5/10	5/10	5/10	5/10
	4.2	Height, mast lowered	h1 (mm)	1976	1976	2006	2006	2006	2036	2186
	4.3	Free lift	h2 (mm)	145	145	140	140	140	145	150
	4.4	Lift	h3 (mm)	3000	3000	3000	3000	3000	3000	3000
	4.5	Height, mast extended	h4 (mm)	3955	3955	4056	4056	4056	4152	4152
	4.7	Height of higher overhead guard(cabin) .	h6 (mm)	2130	2130	2155	2155	2190	2190	2190
	4.8	Seat height relating to SIP/stand height	h7 (mm)	1045	1045	1070	1070	1070	1070	1070
	4.12	Coupling height	h10 (mm)	275	275	303	303	303	303	303
	4.19	Overall length	l1 (mm)	3018	3023	3402	3402	3543	3575	3660
	4.20	Length to face of forks	l2 (mm)	2098	2103	2332	2332	2473	2505	2590
	4.21	Overall width	b1 (mm)	1120	1138	1265	1265	1265	1265	1302
	4.22	Fork dimensions ISO 2331	s/e/l (mm)	35/100/920	35/100/920	40/122/1070	40/122/1070	40/122/1070	45/122/1070	50/122/1070
	4.23	Fork carriage ISO 2328, class/type A,B		ISO2328 2A	ISO2328 2A	ISO2328 2A	ISO2328 2A	ISO2328 2A	ISO2328 3A	ISO2328 3A
	4.24	Fork-carriage width	b3 (mm)	1000	1000	1038	1038	1038	1100	1100
	4.25	Distance between fork-arms	b5(mm)	240/1000	240/1000	260/1038	260/1038	260/1038	290/1100	290/1100
	4.31	Ground clearance, laden, below mast	m1 (mm)	85	85	85	95	95	95	95
	4.32	Ground clearance, centre of wheelbase	m2 (mm)	110	110	120	120	120	120	125
	4.33	Aisle width for pallets 1000 x 1200 crossways	Ast (mm)	3506	3511	3738	3738	3878	3910	3995
	4.34	Aisle width for pallets 800 x 1200 crossways	Ast (mm)	3706	3711	3938	3938	4078	4110	4195
	4.35	Turning radius	Wa (mm)	1900	1900	2090	2090	2230	2230	2310
4.36	Internal turning radius	b13 (mm)	620	680	730	730	730	730	730	
Performance data	5.1	Travel speed, laden/unladen	km/h	14/14	13.5/14	14/14	14/14	14/14	14/14	12/13
	5.2	Lift speed, laden/unladen	mm/s	290/440	285/440	280/440	230/430	230/430	250/400	210/400
	5.3	Lowering speed, laden/unladen	mm/s	300/410	275/420	285/420	215/410	215/410	260/390	260/370
	5.5	Drawbar pull, laden/unladen	N	9000 /10000	9500/11000	12000/12500	16000/17000	16000/17000	20000 /21000	20500/21000
	5.6	Max. Drawbar pull, laden/unladen	N	11000	12000	14000	18000	18000	22000	23000
	5.7	Gradeability, laden/unladen	%	12/13	12/13	11/12	11/12	11/12	11/12	11/12
	5.8	Max. gradeability, laden/unladen	%	15/16	15/16	13/14	13/14	13/14	13/14	13/14
	5.9	Acceleration time, laden/unladen (0-10m)	s	5.3/5.0	5.3/5.1	5.2/4				

A Series 1.0-3.5t Electric Forklift Specification

Distinguishing mark	HANGCHA GROUP CO.,LTD.							
	Model	CPD15-AD2	CPD18-AD2	CPD20-AD2	CPD25-AD2	CPD30-AD2	CPD35-AD2	
1.1 Manufacturer	HANGCHA GROUP CO.,LTD.							
1.2 Manufacturer's type designation	CPD15-AD2 CPD18-AD2 CPD20-AD2 CPD25-AD2 CPD30-AD2 CPD35-AD2							
1.3 Drive: electric (battery or mains), diesel, petrol, fuel gas	electric electric electric electric electric electric electric							
1.4 Operator type: hand, pedestrian, standing, seated, order-picker	seated seated seated seated seated seated seated							
1.5 Load capacity/rated load	Q (kg)	1500	1800	2000	2500	3000	3500	
1.6 Load centre distance	C (mm)	500	500	500	500	500	500	
1.8 Load distance, centre of drive axle to fork	x (mm)	406	411	448	448	480	485	
1.9 Wheelbase	y (mm)	1380	1380	1485	1485	1625	1625	
2.1 Service Weight	kg	2940	3090	3880	4180	4850	5300	
2.2 Axle loading, laden front/rear	kg	3900/540	4300/590	5196/684	5920/760	7060/790	7950/850	
2.3 Axle loading, unladen front/rear	kg	1353/1587	1440/1650	1728/2152	1780/2400	2324/2526	2380/2920	
3.1 Tyres: solid rubber, superelastic, pneumatic, polyurethane	pneumatic pneumatic pneumatic pneumatic pneumatic super elastic							
3.2 Tyre size, front		6.00 - 9	23x8 - 9	23x9 - 10	23x9 - 10	23x9 - 10	23x10 - 12	
3.3 Tyre size, rear		5.00 - 8	5.00 - 8	18x7 - 8	18x7 - 8	18x7 - 8	200/50-10	
3.5 Wheels, number front rear (x = driven wheels)		2x/2	2x/2	2x/2	2x/2	2x/2	2x/2	
3.6 Tread, front	b10 (mm)	898	938	1058	1058	1058	1068	
3.7 Tread, rear	b11 (mm)	897.5	897.5	960	960	960	960	
4.1 Tilt of mast/fork carriage forward/backward	Grad	5/10	5/10	5/10	5/10	5/10	5/10	
4.2 Height, mast lowered	h1 (mm)	1976	1976	2006	2006	2036	2186	
4.3 Free lift	h2 (mm)	145	145	140	140	145	150	
4.4 Lift	h3 (mm)	3000	3000	3000	3000	3000	3000	
4.5 Height, mast extended	h4 (mm)	3955	3955	4056	4056	4152	4152	
4.7 Height of higher overhead guard	h6 (mm)	2130	2130	2155	2155	2190	2190	
4.8 Seat height relating to SIP/stand height	h7 (mm)	1045	1045	1070	1070	1070	1070	
4.12 Coupling height	h10 (mm)	275	275	303	303	303	303	
4.19 Overall length	l1 (mm)	3018	3023	3402	3402	3575	3660	
4.20 Length to face of forks	l2 (mm)	2098	2103	2332	2332	2505	2590	
4.21 Overall width	b1 (mm)	1120	1138	1265	1265	1265	1302	
4.22 Fork dimensions ISO 2331	s/e/l (mm)	35/100/920	35/100/920	40/122/1070	40/122/1070	45/122/1070	50/122/1070	
4.23 Fork carriage ISO 2328, class/type A,B		ISO2328 2A	ISO2328 2A	ISO2328 2A	ISO2328 2A	ISO2328 3A	ISO2328 3A	
4.24 Fork-carriage width	b3 (mm)	1000	1000	1038	1038	1100	1100	
4.25 Distance between fork-arms	b5 (mm)	240/1000	240/1000	260/1038	260/1038	290/1100	290/1100	
4.31 Ground clearance, laden, below mast	m1 (mm)	85	85	85	95	95	95	
4.32 Ground clearance, centre of wheelbase	m2 (mm)	110	110	120	120	120	125	
4.33 Aisle width for pallets 1000 x 1200 crossways	Ast (mm)	3506	3511	3738	3738	3910	3995	
4.34 Aisle width for pallets 800 x 1200 crossways	Ast (mm)	3706	3711	3938	3938	4110	4195	
4.35 Turning radius	Wa (mm)	1900	1900	2090	2090	2230	2310	
4.36 Internal turning radius	b13 (mm)	620	680	730	730	730	730	
5.1 Travel speed, laden/unladen	km/h	14/14	13.5/14	14/14	14/14	14/14	12/13	
5.2 Lift speed, laden/unladen	mm/s	290/440	285/440	280/440	230/430	250/400	210/400	
5.3 Lowering speed, laden/unladen	mm/s	300/410	275/420	285/420	215/410	260/390	260/370	
5.5 Drawbar pull, laden/unladen	N	9000/10000	9500/11000	12000/12500	16000/17000	20000/21000	20500/21000	
5.6 Max. Drawbar pull, laden/unladen	N	11000	12000	14000	22000	23000		
5.7 Gradeability, laden/unladen	%	12/13	12/13	11/12	11/12	11/12	11/12	
5.8 Max. gradeability, laden/unladen	%	15/16	15/16	13/14	13/14	13/14	13/14	
5.9 Acceleration time, laden/unladen (0-10m)	s	5.3/5.0	5.3/5.1	5.2/4.6	5.3/4.7	5.3/5.0	5.5/5.2	
5.10 Service brake		Hydraulic	Hydraulic	Hydraulic	Hydraulic	Hydraulic	Hydraulic	
5.11 Parking brake		Mechanical	Mechanical	Mechanical	Mechanical	Mechanical	Mechanical	
6.1 Drive motor rating S2 60 min	kW	8 AC	8 AC	11 AC	11 AC	15AC	15 AC	
6.2 Lift motor rating at S3 15%	kW	8.6 AC	8.6 AC	8.6 AC	8.6 AC	10 AC	10 AC	
6.3 Battery acc. to DIN 43 531/35/36 A,B,C, no		no	no	no	no	no	no	
6.4 Battery voltage, nominal capacity K5	V/Ah	48/420	48/420	48/630	48/630	80/500	80/500	
6.5 Battery weight	kg	760	760	1050	1050	1405	1405	
6.6 Battery dimensions	l/b/h (mm)	980*465*780	980*465*780	1028*570*780	1028*570*780	1028*710*780	1028*710*780	
6.7 Energy consumption acc. to VDI cycle	kWh/h	4.4	4.6	5.0	5.8	6.5	6.7	
6.8 Min. battery weight	kg	700	700	930	930	1200	1200	
6.9 Max. battery weight	kg	900	900	1200	1200	1550	1550	
8.1 Manufacturer of controller		Inmotion	Inmotion	Inmotion	Inmotion	Inmotion	Inmotion	
8.2 Operating pressure for attachments	bar	145	145	175	175	175	175	
8.3 Oil volume for attachments	l/min	65	65	65	65	65	65	
8.4 Sound level at the driver's ear according to EN / DIN 12 053	dB (A)	72	73	73	74	74	74	
8.5 Towing coupling, type DIN 15170		ø24 Pin	ø24 Pin	ø24 Pin	ø24 Pin	ø24 Pin	ø24 Pin	

AD2: means Inmotion AC, traveling system with AC Pump system, full-AC system

A series 1.0t/1.5t/1.8t/2.0t mast specification

Type	Model	Lifting height	Lowered height	Extended height		Free lifting height				Tilting range		Capacity (Mast vertical to ground)					
				With backrest	Without backrest	With backrest	Without backrest	Forward	Backward	1.0t	1.5t	1.8t	1.5t	1.8t			
2-stage wide view mast	M250	2500	1726	3455	3063	145	150	145	150	5	6	1000	1500	1800	1000	1500	1800
	M270	2700	1826	3655	3263	145	150	145	150	5	6	1000	1500	1800	1000	1500	1800
	M300	3000	1976	3955	3563	145	150	145	150	5	10	1000	1500	1800	1000	1500	1800
	M330	3300	2126	4255	3863	145	150	145	150	5	10	1000	1500	1800	1000	1500	1800
	M350	3500	2226	4455	4063	145	150	145	150	5	10	1000	1500	1800	1000	1500	1800
	M360	3600	2326	4555	4163	145	150	145	150	5	10	1000	1500	1800	1000	1500	1800
	M400	4000	2576	4955	4563	145	150	145	150	5	10	1000	1500	1800	1000	1500	1800
	M430	4300	2726	5255	4863	145	150	145	150	5	6	1000	1500	1700	1000	1500	1800
	M450	4500	2826	5455	5063	145	150	145	150	5	6	1000	1500	1650	1000	1500	1700
	M470	2700	1826	3655	3295	881	881	1141	1241	5	6	1000	1500	1800	1000	1500	1800
2-stage full-free lifting mast	U250	2500	1726	3455	3095	781	781	1141	1141	5	6	1000	1500	1800	1000	1500	1800
	U270	2700	1826	3655	3295	881	881	1241	1241	5	6	1000	1500	1800	1000	1500	1800
	U300	3000	1976	3955	3595	1031	1031	1391	1391	5	10	1000	1500	1800	1000	1500	1800
	U330	3300	2126	4255	3895	1181	1181	1541	1541	5	10	1000	1500	1800	1000	1500	1800
	U360	3600	2276	4555	4195	1331	1331	1691	1691	5	10	1000	1500	1800	1000	1500	1800
	U400	4000	2526	4955	4595	1581	1581	1941	1941	5	10	1000	1500	1800	1000	1500	1800
	N400	4000	1976	4955	4736	1031	1031	1250	1250	5	6	1000	1500	1750	1000	1500	1800
	N430	4300	2076	5255	5036	1131	1131	1350	1350	5	6	1000	1500	1650	1000	1500	1750
	N450	4500	2086	5465	5105	1141	1141	1501	1501	5	6	1000	1500	1650	1000	1500	1750
	N480	4800	2201	5755	5411	1256	1256	1600	1600	5	6	1000	1400	1600	1000	1500	1700
3-stage full-free lifting mast	N500	5000	2251	5955	5595	1306	1306	1666	1666	5	6	1000	1400	1550	1000	1500	1600
	N550	5500	2426	6455	6095	1481	1481	1841	1841	3	6	1000	1250	1500	1000	1350	1600
	N600	6000	2651	6955	6661	1705	1705	2000	2000	3	6	1000	1100	1300	1000	1200	1400
	N650	6500	2816	7455	7126	1871	1871	2200	2200	3	6	900	900	1150	1000	1000	1200

A series 2.0t/2.5t/2.5tLW mast specification

Type	Model	Lifting height	Lowered height	Extended height		Free lifting height		Tilting range		Capacity (Mast vertical to ground)				
				With backrest	Without backrest	With backrest	Without backrest	Forward	Backward	2.0t	2.5t/2.5LW	2.0t	2.5t/2.5LW	
2-stage wide view mast	M250	2500	1756	3556	3151	140	140	5	6	2000	2500	2000	2500	
	M270	2700	1856	3756	3351	140	140	5	6	2000	2500	2000	2500	
	M300	3000	2006	4056	3651	140	140	5	10	2000	2500	2000	2500	
	M330	3300	2171	4386	3981	140	140	5	10	2000	2500	2000	2500	
	M350	3500	2256	4556	4151	140	140	5	10	2000	2500	2000	2500	
	M360	3600	2306	4656	4251	140	140	5	10	2000	2500	2000	2500	
	M400	4000	2556	5056	4651	140	140	5	10	2000	2500	2000	2500	
	M430	4300	2731	5376	4971	140	140	5	6	2000	2500	2000	2500	
	M450	4500	2831	5556	5151	140	140	5	6	2000	2450	2000	2500	
	M470	2700	1881	3746	3332	835	835	1249	5	6	2000	2500	2000	2500
2-stage full-free lifting mast	U250	2500	1781	3546	3132	735	735	1149	5	6	2000	2500	2000	2500
	U270	2700	1881	3746	3332	835	835	1249	5	6	2000	2500	2000	2500
	U300	3000	1981	4046	3632	935	935	1349	5	10	2000	2500	2000	2500